



# CHENMKO ENTERPRISE CO.,LTD

Lead free devices

## SURFACE MOUNT

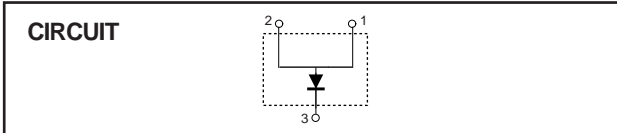
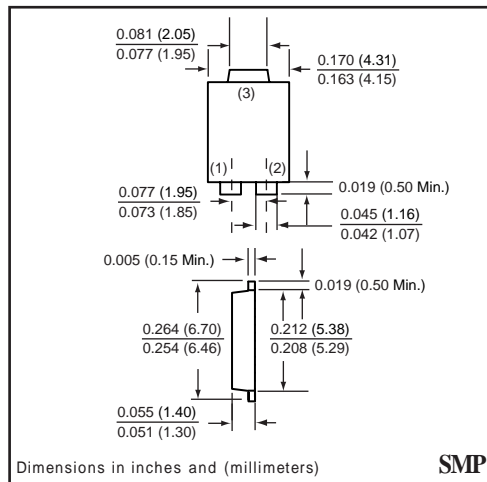

### SCHOTTKY BARRIER RECTIFIER

VOLTAGE RANGE 40 Volts CURRENT 8.0 Amperes

**SPL840LPT**

PROVISIONAL SPEC.

<p><b>APPLICATION</b></p> <ul style="list-style-type: none"> <li>* DC to DC Converters</li> <li>* Switch- Mode Power Supplies</li> <li>* Notebook PC</li> </ul> <p><b>FEATURE</b></p> <ul style="list-style-type: none"> <li>* Small Surface Mounting Type. (SMP)</li> <li>* Low Power Loss, High Efficiency</li> <li>* Low Reverse Current</li> <li>* Peak Forward Surge Current Is 80A.</li> <li>* Schottky Diode Array .</li> </ul> <p><b>WEIGHT</b></p> <p><b>MARKING</b></p>
---



**MAXIMUM RATINGS** ( At TA = 25°C unless otherwise noted )

RATINGS	SYMBOL	SPL840LPT	UNITS
Maximum Recurrent Peak Reverse Voltage	VRRM	40	Volts
Maximum RMS Voltage	VRMS	28	Volts
Maximum DC Blocking Voltage	VDC	40	Volts
Maximum Average Forward Rectified Current	Io	8.0	Amps
Peak Forward Surge Current 8.3 ms single half sine-wave superimposed on rated load (JEDEC method)	IFSM	80	Amps
Typical Junction Capacitance (Note 2)	CJ	210	pF
Typical Thermal Resistance (Note 1)	R θJL	15	°C / W
Operating Temperature Range	TJ	-65 to +125	°C
Storage Temperature Range	TSTG	-65 to +150	°C

**ELECTRICAL CHARACTERISTICS** ( At TA = 25°C unless otherwise noted )

CHARACTERISTICS	SYMBOL	SPL840LPT	UNITS
Maximum Instantaneous Forward Voltage at 8.0 A DC	VF	0.4	Volts
Maximum Average Reverse Current at Rated DC Blocking Voltage	@ TA = 25°C	1.0	mAmps
	@ TA = 100°C	20	mAmps

NOTES : 1. P.C.B. mounted 0.31 x 0.31" ( 8 x 8mm) copper pad areas  
2. Measured at 1.0 MHz and applied reverse voltage of 4.0 volts

## RATING CHARACTERISTIC CURVES ( SPL840LPT )

FIG. 1 - TYPICAL FORWARD CURRENT DERATING CURVE

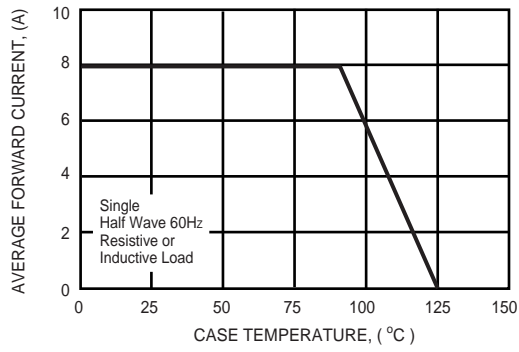


FIG. 2 - TYPICAL INSTANTANEOUS FORWARD CHARACTERISTICS

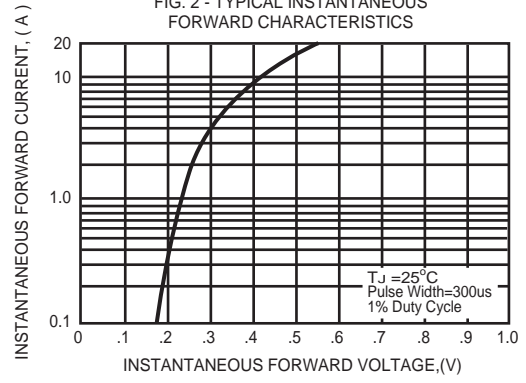


FIG. 3 - TYPICAL REVERSE CHARACTERISTICS

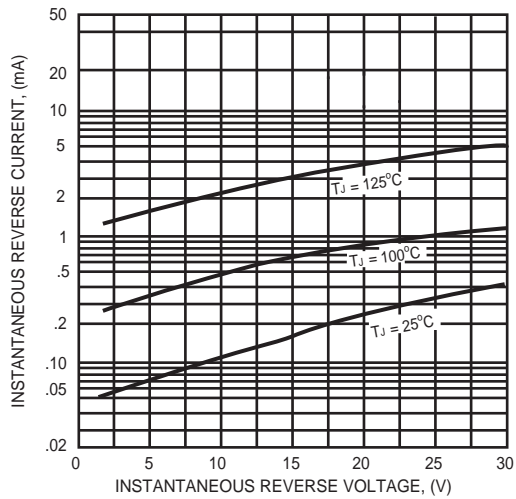


FIG. 4 - MAXIMUM NON-REPETITIVE FORWARD SURGE CURRENT

